

# Everyone could use a little box of kisses.

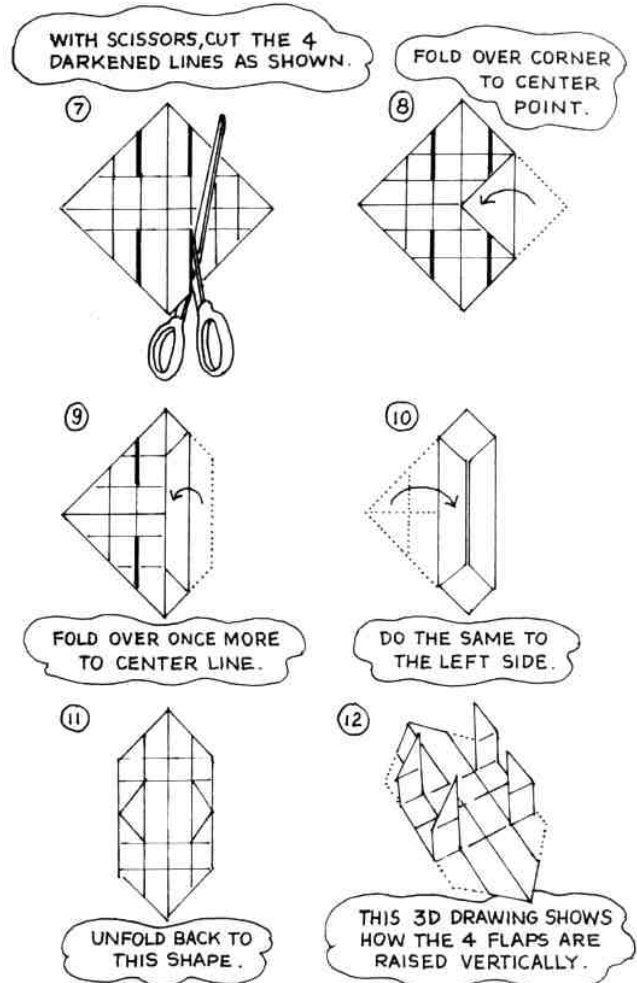
What a great thing for a child to make for their parents. Those of you who have worked with children in the hospital know how much they worry about their parents. A few kiss stickers could be put in the box to encourage understanding. Everyone could use a little box of kisses.

## *The Golden Box ~ Author Unknown*

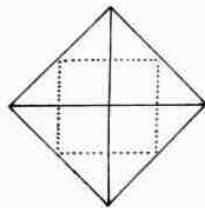
Some time ago a man punished his 5 year old daughter for wasting a roll of expensive gold wrapping paper. Money was tight and he became upset when the child made a little box out of the golden paper to put under the Christmas tree. Nevertheless, the little girl brought the gift box to her father the next morning and said, "This is for you, Daddy." The father was embarrassed by his earlier over reaction, but his anger flared again when he found the box was empty. He spoke to her in a harsh manner, "Don't you know, young lady, when you give someone a present, there's supposed to be something inside the package!" The little girl looked up at him with tears in her eyes and said, "Oh Daddy, it's not empty. I blew kisses into it until it was full." The father was crushed. He fell on his knees and put his arms around his little girl, and he begged her to forgive him for his unnecessary anger.

An accident took the life of the child only a short time later and it is told that the father kept that gold box by his bed for all the years of his life. Whenever he was discouraged or faced difficult problems he would open the box and take out an imaginary kiss and remember the love of the child who had put it there.

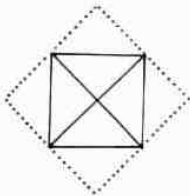
In a very real sense, each of us, as human beings, have been given a golden box filled with unconditional love and kisses from our children, family, friends, and God. Friends are like angels who lift us to our feet, when our wings have trouble remembering how to fly. There is no more precious possession anyone could hold.



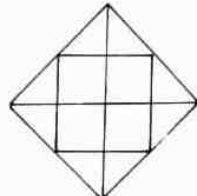
FIND A REPRODUCTION OF A PICTURE YOU LIKE AND MAKE IT SQUARE.



TURN IT OVER. MARK STRAIGHT LINES TO CORNERS. DOTTED LINES ARE FOR NEXT FOLD.



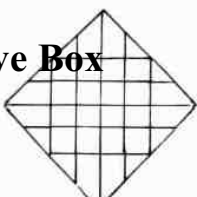
FOLD ALL 4 CORNERS TO CENTER POINT.



UNFOLD BACK TO FLAT SHAPE, SO THAT THE CREASES CAN BE USED IN NEXT STEP.

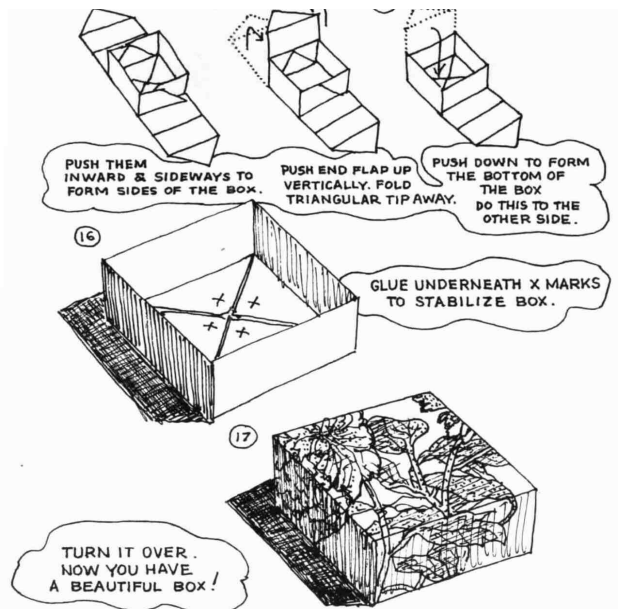


FOLD UP CORNER A TO CREASE B THEN UNFOLD BACK FLAT.



DO THE SAME TO ALL 4 CORNERS, SO THAT THE FOLD/CREASES LOOK LIKE THIS.

## To Make a Decorative Box



TO MAKE A COMPLETELY ENCLOSED BOX, REPEAT ALL PROCEDURES, BUT MEASURE SQUARED PAPER 1/4" LESS. THIS CAN BE THE BOTTOM OF A COMPLETELY ENCLOSED BOX.

From: Arthur Okamura's *The Paper Propeller, the Spinning Quarter, The Jumping Frog* +38 Other Amazing Tricks You Can Do with Stuff Lying Around the House