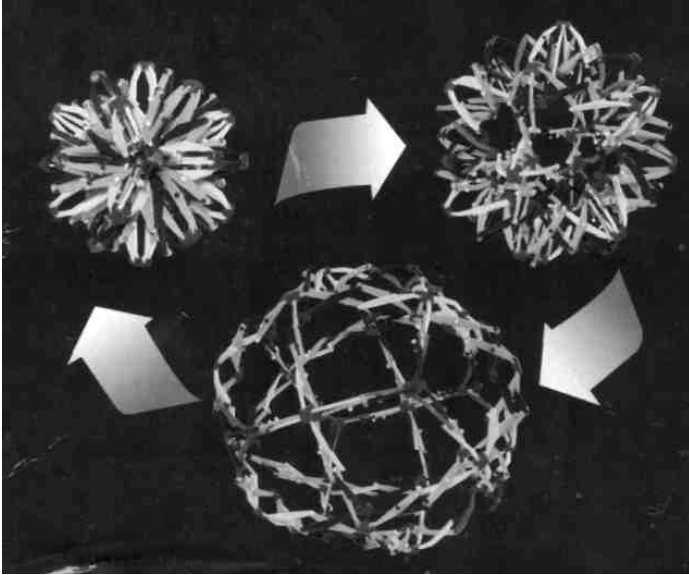


Fools Rush In, by Roly Bains is a brilliant book, presently out of print, but you can purchase one from Roly directly. To purchase **Fools Rush In**, send \$12 in cash only, (Roly requests that you send cash as checks are expensive and difficult to exchange. I suggest that you double wrap the cash. Send to: to Roly Bais, The Vicarage, The Street, Olveston, Bristol, U.K. BS35 4DA

The Hoberman Sphere



Camila (Posey) brought me one of these balls. It's called a Happy Sphere in Canada. In the US and in Europe it's a Hoberman Transforming Sphere. It's made of plastic and is practically indestructible. When you throw it up in the air with a spin, it opens to 3 time its resting state. Then it closes when you catch it. It is mesmerizing to watch. Camila uses it also when children are having procedures done. They watch the expanding and contracting ball and breathe with it. This can be used with adults, staff, in lobbies -- anywhere. Trust me if you see one of these you'll want one. A Mini Rainbow Hoberman Sphere can be purchased through a Discovery Channel Stores for approximately \$15 or through the internet at www.hoberman.com, 888/229-3653. (\$17.95 + \$8 shipping) However, if you want to mail order one, they are cheaper to purchase from The Nature Company, 740 Hearst Ave., Berkeley CA 94710 510/649-5448 (\$15 + \$3.20 priority mail in the states)

Rhode Island Novelty Co.

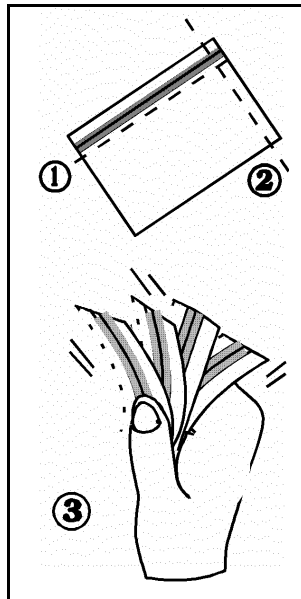
19 Industrial Lane, Johnston, RI 02919 / 800/528-5599 or 401/274-1818, Fax 800/448-1775 or 401/274-9878 They have a \$75 minimum order but have a lot of other great novelty give away stuff. Call for free catalogue. Many of their items come with a minimum order. However, it is not hard to fill a \$75 order. They have stickers, tatoos, puppets, Groucho glasses, hats, rings small magic tricks and much more. So call them for a catalogue. REMEMBER these little things add up. Don't burn a hole in your pocket. Most hospitals have a volunteer or auxiliary group that will be happy to buy these things for you just send them a letter, you'd be surprised. Another possibility is your church group, or local Rotary Group. It is a small amount for them, but for most of us clowns, it can add up fast.

My Birkies

A nurse first told me about Birkenstock Clogs, but then Bunky and Posey told me they wear them in the hospital. (Bunky and Posey are hospital clowns at Toronto's Hospital for Sick Children) The clogs



come in bright red, green, blue, yellow and purple. They are unisex (for men and women) The outside is rubber with the comfortable cork innersole. They last forever, cost \$60 (as compared to \$350.00 for big clown shoes). The cork innersole can be replaced for \$12. The best thing about them is you scrub them with Comet and polish them with Mop 'n Glow floor wax. The color is not on the surface it is all the way through the rubber. I put bows sewed onto those black clips, so I have bows to match each outfit. I have problems with arthritis in my right foot which means I can't wear my big clown shoes anymore. They not only look great they feel great! Visit [www. Birkenstock.com](http://www.Birkenstock.com) or order them from The Birkenstock Connection 800/949-7525 (Mention HCN)



Zip Lock Magic. Here's a good trick Larry Hirsh of my Clown Alley showed me. Take a zip lock bag and cut across under the lock ① leaving about a 3/4 inch strip (which includes the lock). Now cut off one end of the lock ② so it would open if you opened the zip. Don't open the zip, but hold the cut end between your thumb and forefinger as illustrated.③ By moving your thumb and forefinger back and forth the strip will stand up straight or curl forward or backward without your audience seeing how you do it. You can say you have attached an invisible thread to it or you could put a paper doll cut out on it and make it dance. This magic is something cheap that you could give to kids to show their friends. It empowers a child to give them something that will impress their friends. You could do a whole routine out of this one.

Sing This Song

At the International Humor Conference there was a clown from NYC -- Michael Fandal. He is a retired Police Officer and does a lot of kids shows too. He gave me permission to pass this one to you. He walks into a room and announces proudly "How would you like me to sing you a number?" The patient usually smiles saying, "Certainly." Then he proceeds to sing in full operatic voice "3" (the number 3). I love it. It's simple, and it works even better if you "can't sing." And you can always do an encore!

... and "What's your favorite number?"

Nose News


Noses by Gosh 100 red sponge noses for \$30 plus postage. These are such great noses that the Newsletter has been selling them for cost + postage. We've already distributed 6000 noses! 100 noses will fit into a large priority mail box. Please in fairness to clown dealers, these are only available for use in health care facilities by clown subscribers to this newsletter. They are not to be used in commercial jobs. This is not for profit. These noses are NOT made of latex, the dye is vegetable dye.

\$3.00 Priority Mail in USA. \$7.00 Airmail to Canada. Personal checks acceptable in equivalent non US\$ Dollars. Sorry no credit cards. Please send to HCN address below and on page 2

Individually packaged red sponge noses also from Rhode Island Novelty Company. (See preceding page for ordering information) I have not purchased any of these and do not know their quality. You can purchase a half case -- 36 dozen noses (432 noses), they are \$0.15 each (which comes to \$64.80) + Shipping The red noses are Item # JK-CLNOS.

The Ping Pong Ball Nose Rises from the Dust!

The half ping pong ball noses work great for classes, and active users. They are made by cutting a ping pong ball in half, punching a hole on the sides and spray painting them red and then stringing them with elastic thread. The best thing is they work on all size and shape noses.



I recently purchased a Drumel®. It's a little hand held electric tool that does everything a craft person would want. My Home Depo man told me about it. How did I live my life without one? I use it to cut out the holes in and sand my masks. So when I found myself without noses for a workshop, I had to make some. I used the sanding disk to cut the balls in half and sand them – easy! Then I used the little drill to punch the holes – easy! Then you put the half balls on a cardboard and spray paint them red. Add a foot of white elastic thread and you have a great nose to give away. Wow! The tool has a variable speed which makes it pretty safe for YOU to use. Please don't give it to a child! This would make a good Alley project.

Lynn Minix "Miss Priss" of Jacksonville, North Carolina wrote us of a great place to get the ping pong balls cheap. They are \$8.40 a gross (140); or 10 gross (1400) for \$ 6.90 a gross; or 20 gross (2800) for \$5.40 a gross. Item #SU-PINGB From Rhode Island Novelty. See page 15 for ordering Information.

The **JestClownNose** saves you the trouble of making them. They are good quality and will last forever. Punched and strung they are: 10@ \$2 each, 30@ \$1, 120@ 85¢, and if you are willing to punch the holes and string the elastic yourself, they are 50¢ each for 30-99. 45¢ for 100-199 and 40¢ over 200.] These are great for fund raising. Put them in Zip Lock plastic snack bags and add a prescription for laughter and you have a \$2 item. Todd Victor, 9328 Champs Elysees, Forestville, CA 95436, 800/829-9360

Gateway to the Heart

April 16, 2000



A Day for the Hospital Clown and the Caring Clown in Community Service

This will be part of the
**Annual COAI International
Clown Convention 2000**
to be held in the San Francisco Area
April 11 -16, 2000

So plan on staying the entire day
9 am to 5 p.m.
on Sunday April 16, 2000

A Call for Presenters

If you would like to present your work, your props, your approach, your program or your experiences, please send an abstract of 200 words describing your specific approach or presentation to:
Shobhana Schwebke, aka Shobi Dobi
5835 Marshall Street
Oakland, CA 94608

To Date the Following will Present:
Patty Wooten on Immunology and Humor and Hospital Staff Humor
Eloise Cole, on Bereavement
Camilla Gryski, on Play Conversation
Korey Thompson, Exercise Foolishness And Hospital Clown Training
Christina Lewis, Teaching Clowning to Developmentally Disabled

Registration Information for COAI Convention
Please note that full registration is required to attend the Caring Clown Day

Full Registration includes All Sessions, Dealers Room, Caring Clown Day, Dance and Banquet. Except for the banquet, FULL REGISTRATION is required to attend any event or enter the Dealers Room - (Extra Banquet Ticket \$45)

Registration received by December 1, 1999..... \$ 95
Dec. 1, 1999 through April 1, 2000. \$125
After April 1 and At The Door (No Daily Registrations)... \$140
Spouse. \$ 75

A \$10 fee will be charged on all cancellations prior to March 1, 2000. No cancellations or refunds after March 1, 2000

Please make checks payable and mail to: